



## MATERIALS

**Bernat® Velvet™** (10.5 oz/300 g; 315 yds/288 m)

**Main Color (MC)** Smokey Green (32025) **3 balls**

**Contrast A** Blackbird (32002) **3 balls**

Size U.S. K/10½ (6.5 mm) crochet hook **or size needed to obtain gauge.**

 CROCHET | SKILL LEVEL: **EASY**

## ABBREVIATIONS

**Approx** = Approximately

**Beg** = Begin(ning)

**Ch** = Chain(s)

**Dc** = Double crochet

**Dctbl** = Double crochet through back loop

**Hdc** = Half double crochet

**Hdctbl** = Half Double Crochet through back loop

**Hdctfl** = Half double crochet through front loop

**Pat** = Pattern

**Rep** = Repeat

**RS** = Right Side

**Sl st** = Slip Stitch

**Sl st-tbl** = Slip Stitch Through

**Back Loop**

**St(s)** = Stitch(es)

**WS** = Wrong Side

## MEASUREMENTS

Approx 45" x 60" [114.5 x 152.5 cm].

## GAUGE

10 hdc and 9 rows = 4" [10 cm].

## INSTRUCTIONS

With MC, ch 130. Foundation ch worked over multiple of 8 ch + 2. See diagram on page 2.

**1st row:** (WS). 1 hdc in 3rd ch from hook (counts as 2 hdc). 1 hdc in each ch to end of chain. Turn. 129 sts.

**2nd to 5th rows:** Ch 2 (counts as first hdc). 1 hdc in each hdc to end of row. Turn. Join A at end of 5th row. Break MC.

**6th row:** (RS). With A, sl st-tbl in first hdc. \*Skip next 3 hdc. 7 dctbl in next hdc. Skip next 3 hdc. Sl st-tbl in next hdc. Rep from \* to end of row. Turn. Break A.

**7th row:** Join MC with sl st in first hdc over first sl st 2 rows below (from 5th row). Ch 2 (counts as first hdc). Skip first sl st. \*1 hdctfl in each of next 7 dc. 1 hdc in next hdc over sl st 2 rows below (from 5th row). Skip next sl st. Rep from \* to end of row. Join A. Break MC. Turn. 129 sts.

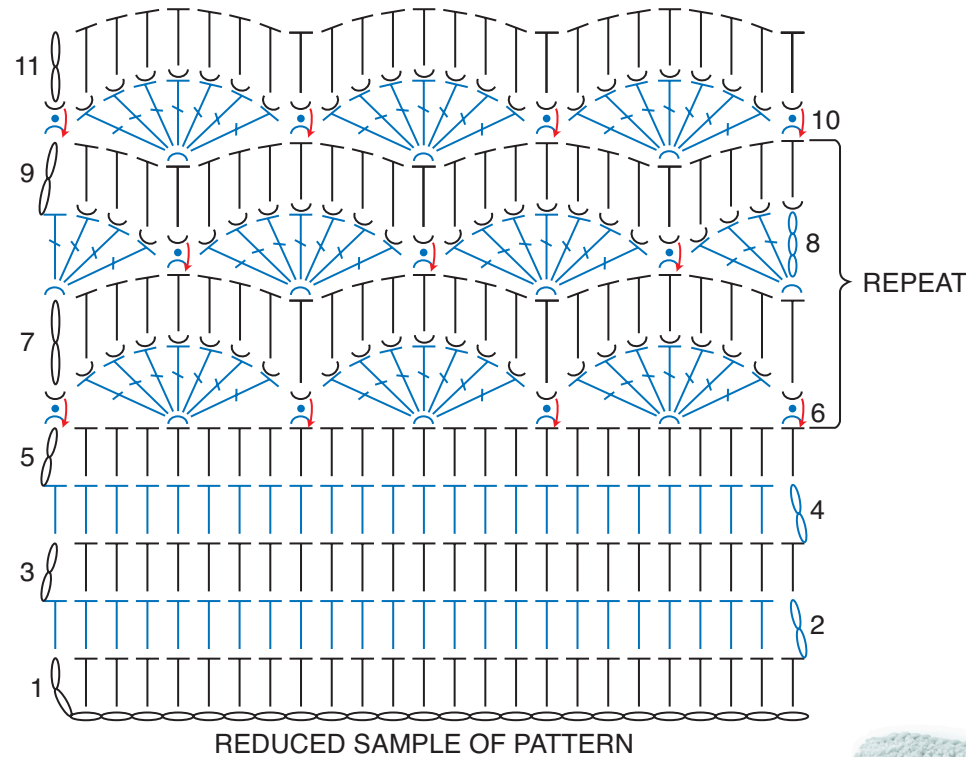
**8th row:** With A, ch 3 (counts as first dc). 3 dctlbl in first hdc (at base of ch-3). Skip next 3 hdc. Sl st-tbl in next hdc. \*Skip next 3 hdc. 7 dctlbl in next hdc. Skip next 3 hdc. Sl st-tbl in next hdc. Rep from \* to last 4 sts. Skip next 3 hdc. 4 dctlbl in last hdc. Join MC. Break A. Turn.



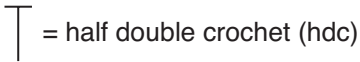
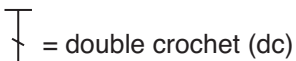


**9th row:** With MC, ch 2 (counts as first hdc). 1 hdctfl in each of next 3 dc. 1 hdc over sl st 2 rows below (from 7th row). Skip next sl st. \*1 hdctfl in each of next 7 dc. 1 hdc over next sl st 2 rows below (from 7th row). Skip next sl st. Rep from \* to last 4 sts. 1 hdctfl in each of next 4 dc. Join A. Break MC. Turn.

Rep 6th to 9th rows for Lattice Shells Pat until work from beg measures approx 58" [147.5 cm], ending on a 7th row of pat. Do not break MC.

**Next row:** With MC, ch 2 (counts as first hdc). 1 hdctbl in each of st to end of row. Turn. 128 hdc.

**Next 3 rows:** Ch 2 (counts as first hdc). 1 hdc in each hdc to end of row. Turn. Fasten off.



- STITCH KEY
-  = chain (ch)
  -  = slip stitch (sl st)
  -  = half double crochet (hdc)
  -  = double crochet (dc)
  -  = work in back loop
  -  = work in front loop

